

歐品電子(昆山)有限公司

OUPIIN ELECTRONIC(KUNSHAN) CO.,LTD.

PACKAGING SPECIFICATION (包裝作業規範)

CONFIDENTIAL TOP SECRET

SPEC.NO.(規範編號)	Q9111SPP-652			PAGE	1/4	REV.	C
APPLICABLE CUSTOMER (適用客戶)	ALL	APPLICABLE PRODUCT (適用產品)	9111-4124H1B	PACKAGING CATEGORY (包裝方式)	PE BAG PACKING		

REVISION HISTORY (修訂履歷)

REV.	ECN NO	PAGE (頁次)								
		1	2	3	4					
A		New 新版								
B		Add part number 增加料号								
C		Modify quantity 修改包裝數量								

DIVISION (事業單位)	Product Development (產品開發課)	APPROVED (核准)	CHECKED (審核)	PREPARED (制表)	GSS 2023/8/9
-----------------	-----------------------------	---------------	--------------	---------------	--------------

歐品電子(昆山)有限公司

OUPIIN ELECTRONIC(KUNSHAN) CO.,LTD.

PACKAGING SPECIFICATION (包裝作業規範)

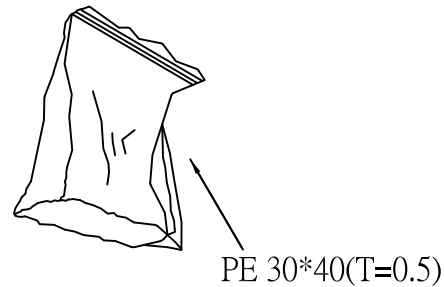

■ CONFIDENTIAL □ TOP SECRET

SPEC.NO.(規範編號) Q9111SPP-652

PAGE 2/4 REV. C

PACKING OPERATION DIAGRAM & INSTRUCTION (包裝作業圖示及說明)

REMARK (備注)



Paper Box : CT-1.6
(紙箱 : CT-1.6)

一.Packing Mode: (包裝方式)

- (1).PE bag 30*40 (T=0.5) , drying agent.
(PE袋 30*40 (T=0.5) , 干燥劑)
 - (2).Take 1PCS PE bag (30*40), put 500PCS in each bag, then put one bag of drying agent, seal the opening of bag, stick certificate of quality designation list on the outside. Write P/N, Product batch number, quality and store list number (as shown in drawing).
- (取1PCS PE袋 (30*40),每個袋子放500PCS,然後將袋子中各放一袋干燥劑,再把袋口處捏緊,外面貼合格證標示單,,分別寫料號,生產批號,數量及入庫單號(如圖所示).

歐品電子(昆山)有限公司

OUIPIN ELECTRONIC(KUNSHAN) CO.,LTD.

PACKAGING SPECIFICATION (包裝作業規範)

CONFIDENTIAL TOP SECRET

SPEC.NO.(規範編號) Q9111SPP-652

PAGE 3/4 REV. C

PACKING OPERATION DIAGRAM & INSTRUCTION (包裝作業圖示及說明)

REMARK (備注)

一. Outer box packing mode: (外箱包裝方式)

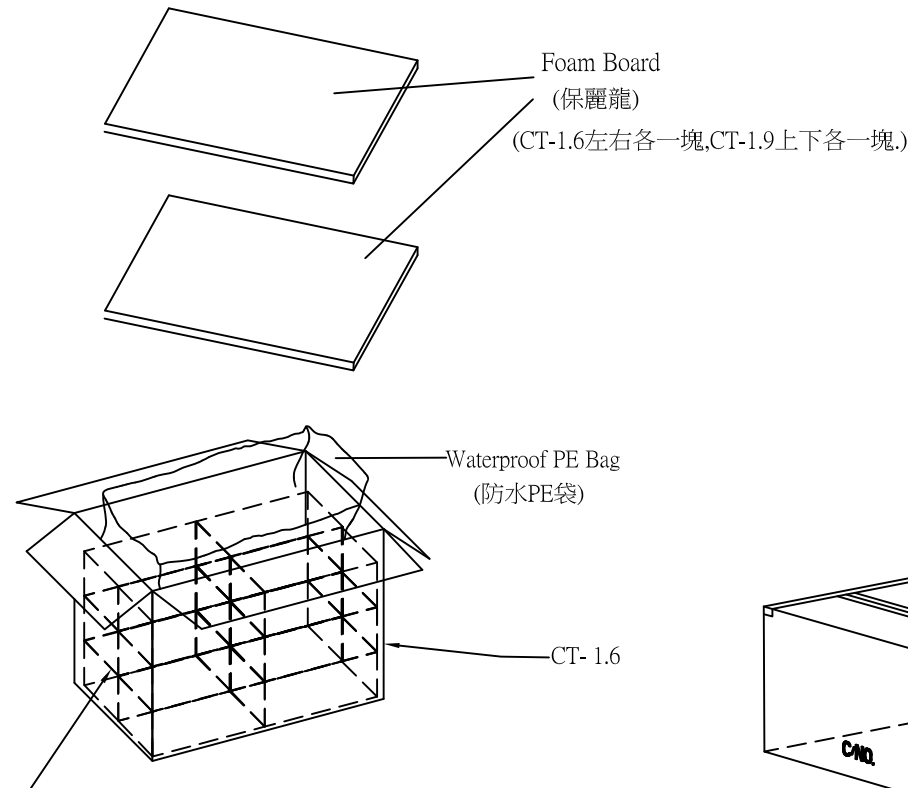
- (1). Paper box CT- 1.6 Standard 1 PCS,as shown in drawing One.
(紙箱CT-1.6規格 1 PCS.如(圖1)所示)
- (2).Put one Foam Board in the upper and lower of the paper box,,2PCS in all,as shown in drawing One.
(每箱上下各放一塊保麗龍,共2PCS,如(圖一)所示)
- (3). Put waterproof bag 1 PCS in the paper box.
(紙箱內側放入防水袋 1 PCS.)
- (4). Put PE bag filled with finished product in the waterproof bag, lay them in three layers,five PE bags in one layer,six cases in all.
(于防水袋內放入裝滿成品的PE袋,分三層放入,每層放5袋PE袋,即共放入六袋.)
- (5).Seal the waterproof bag,then put the Foam Board 1PCS on the bag.
(Put 1 PCS Foam Board at the right and left side in the paper box if it is necessary.)
(封上防水袋,然後放上第二塊保麗龍薄板)
(必要時,在紙箱的左右兩側各放一塊保麗龍)

Note: If there is also space in the big paper box after putting 6 cases PE bag, put appropriate foam to fill the box, in case of swaying.

(注意:若6袋PE袋放入後,大紙箱還有空間,須放入合適的保麗龍加以填充,以防止紙盒在裡面晃動)

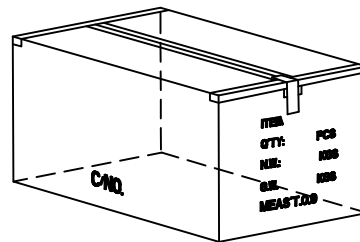
The form on the right and flank side of the box must be filled correctly and clearly, take actual testing weight as the standard of every box gross weight.

(外箱之正麥和側麥所要填寫之項目要填寫正確,清晰,每箱之毛重應以實測重量為準)



CT-1.6 paper box , lay five bags at each layer , three layers in all.
(CT-1.6紙盒,每層放5袋,共擺放三層)

Drawing One
(圖一)



Drawing Two
(圖二)

歐品電子(昆山)有限公司

OUPIIN ELECTRONIC(KUNSHAN) CO.,LTD.

PACKAGING SPECIFICATION (包裝作業規範)

CONFIDENTIAL TOP SECRET

SPEC.NO.(規範編號)		Q9111SPP-652						PAGE:	4/4	REV.	C
PACKING MATERIAL (包裝材料)			PRODUCT P/N	PACKING N.W.	PACKING QUANTITY (包裝數量)			WEIGHT (重量) kg			
MATERIAL NAME (材料名稱)	PART NO. (料號)	Q'TY	(產品料號)	(包材重量)	PCS/PE Bag	PE Bag/BOX	PCS/BOX	N.W./PCS	N.W./BOX	G.W./BOX	
PAPER BOXES (紙箱)	CT-1.6	1	9111-4124H1B	2.27	600	13	7800	0.00203	15.83	18.60	
INNER PAPER BOXES (內紙箱)	----	---	9111-4148H1B	2.27	600	4	2400	0.00248	5.95	8.72	
WATERPROOF BAG (防水袋)	PE 100*90	1									
PE PACKING BAG (PE包裝袋)	30*40	13									
DRYING AGENT (干燥劑)	-----	6									

1.NOTE:

(注意)

When the finished products have been made,take the actual weight as the standard of gross weight in each box.

(成品出貨時,每箱之毛重應以實測重量為準)

When the finished products have been made,stick the proper designation list on the box according to product demand.

(成品出貨時,依據出貨要求貼上相對應的標籤單)