REV.	SPECIFICATION	ECN NO.	APPD.

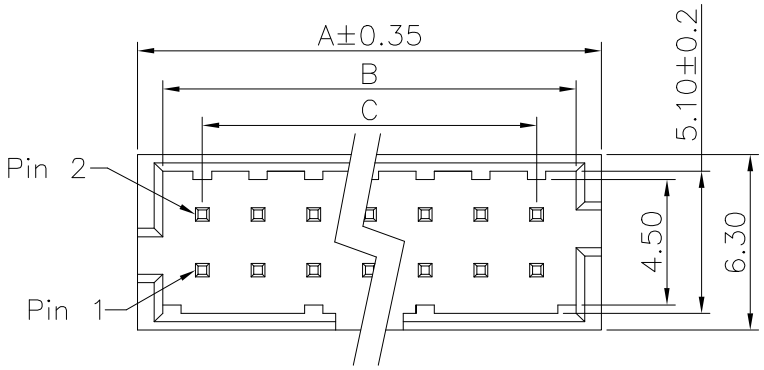

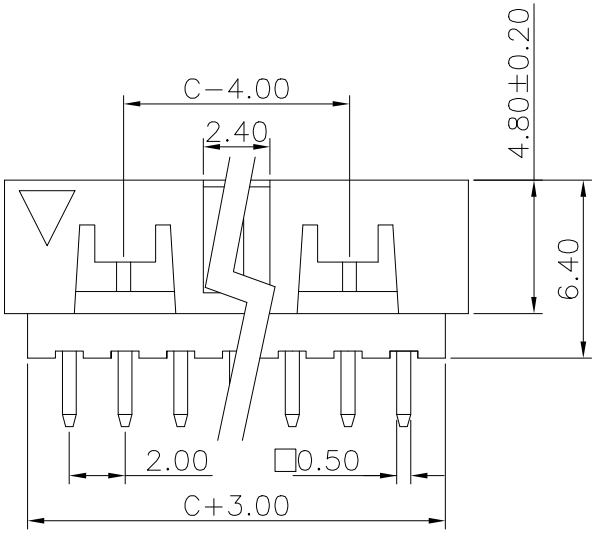

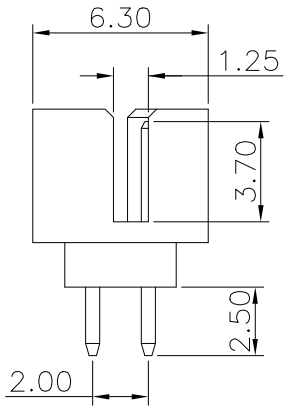

Material:
Housing: PA6T, UL94V-0.
Contacts: Brass, Gold Plated on Contact Area and on solder tail over 50u" Nickel.

Electrical Characteristics:
Current Rating: 1 AMP.
Dielectric Voltage: AC 500V for 1 minute.
Insulator Resistance: 5000MΩ min. at DC 500V.
Contact Resistance: 20mΩ max. at DC 100mA.
Operating Temperature: -40°C~+105°C.

***RoHS Compliant**
No Side Locking Slot from 8 to 12 Position

3112 2 X xx G xx S B A

- Series: 3112
- Double Row: 2
- No. of Pin per Row: xx
  - 03 10
  - 04 12
  - 05 13
  - 06 14
  - 07 17
  - 08 20
  - 09 22
- G: Gold Plated: G
- 00: Gold Flash / 10: 10u" / 15: 15u" / 30: 30u": xx
- S: Straight: S
- B: Black: B
- A: Tray Package: A

Positions	A	B	C
2X03	8.65	6.85	4.00
2X04	10.65	8.85	6.00
2X05	12.65	10.85	8.00
2X06	14.65	12.85	10.00
2X07	16.65	14.85	12.00
2X08	18.65	16.85	14.00
2X09	20.65	18.85	16.00
2X10	22.65	20.85	18.00
2X12	26.65	24.85	22.00
2X13	28.65	26.85	24.00
2X14	30.65	28.85	26.00
2X17	36.65	34.85	32.00
2X20	42.65	40.85	38.00
2X22	46.65	42.85	42.00

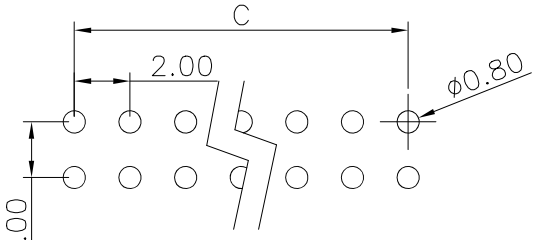

P.C. Board Layout

Tolerances	Dwg. No.	3112D01007	Title: 3112 Series Box Header 2.0mm Straight Type	OUPIIN ELECTRONIC(KUNSHAN) CO., LTD.
.x = ±0.50	Projection			P/N: 3112−2XxxGxxSBA
.xx = ±0.30	Unit mm	Scale 1:N		SHEET 1/1 Ver.No. A3
	Drawn By	Martin 10/30'24	ⓓ535	