REV.	SPECIFICATION	ECN NO.	APPD.
R3		ECN250449	

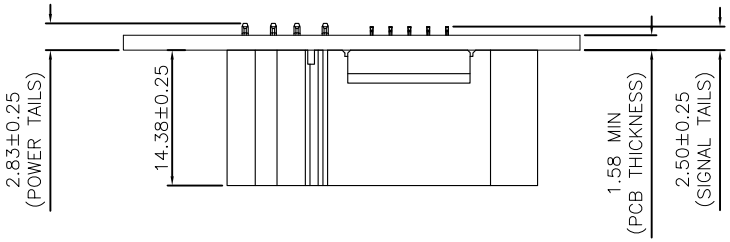

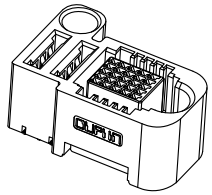

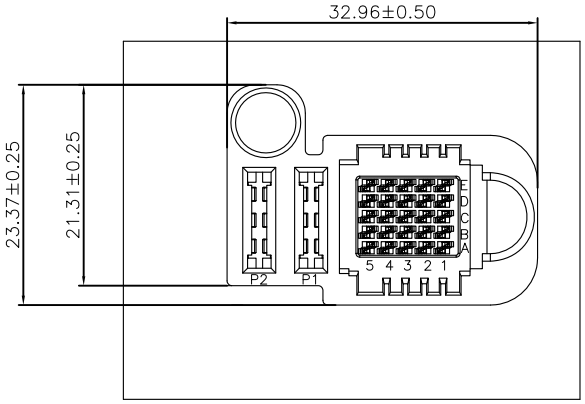

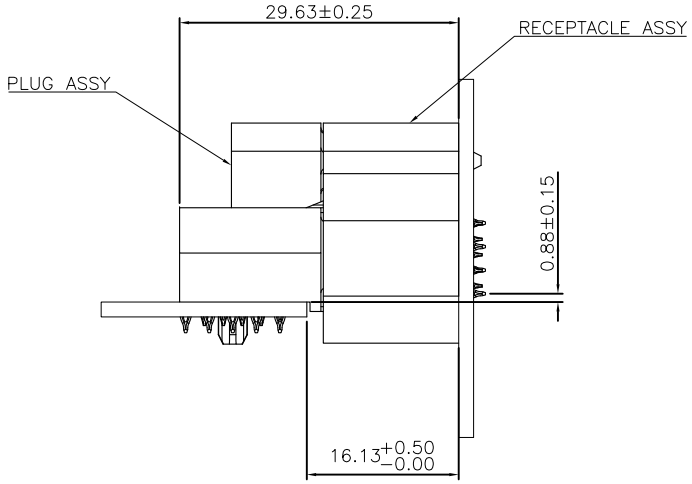

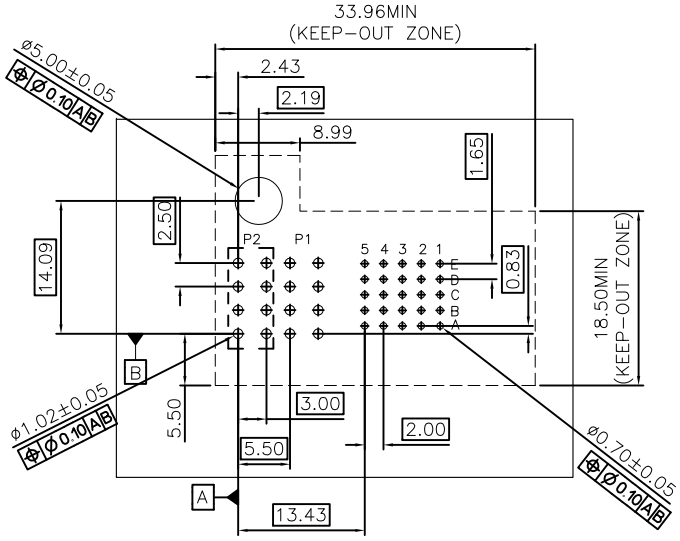

P.C.Board Layout
(Tolerance:±0.05)

Material and Plating:

Housing: LCP,UL94V-0 , BLACK.
Power Contacts: High Conductivity Copper.
Au+Pd/Ni or Gold Plated on Contact Area and 80u" Min
Tin Plated on Press Fit over Nickel 50u" Min .
Signal Contact: Phosphor Bronze.
Au+Pd/Ni or Gold Plated on Contact Area and 80u" Min
Tin Plated on Press Fit over Nickel 50u" Min .

Electrical Characteristics:

Current Rating: Signal Pin 2.5 AMP.
Power Pin 60 AMP.
Dielectric Withstanding Voltage: DC 1500V For 1 minute.
Insulator Resistance: 5000MΩ min.
Contact Resistance: Signal Pin 30mΩ max.
Power Pin 0.3mΩ max.
Operating Temperature: -40°C ~+125°C .

***RoHS Compliant**

Notes 1:
L: Low Power---PCB Mount 3.0mm Pitch
D: DC Power---PCB Mount 5.5mm Pitch
A: AC Power---PCB Mount 7.5mm Pitch

9395- 2 D02 S25 x 7 1 P N G3 A

- Series: 9395-
- 2: Female Straight
- Blank:Without Contact / Power Contact: Axx, Dxx , Lxx — No. of position
- Blank:Without Contact / Signal Contact: S xx — No. of position
- C: Selective Gold Plated / B: Dip Tin Plated / Contact Au+Pd/Ni Plated
- 7: 30u"
- 1:With Rib
- P:Press Fit
- N: Without Post
- G3: Guides Top&Side
- A: Tray Package

Tolerances	Dwg. No.	9395-D0000-031	Title: 9395 Series Max P60 10mm Low Profile, 60Amp Receptacle, Straight	OUPIIN ELECTRONIC(KUNSHAN) CO., LTD.
x = ±0.5	Projection			P/N: 9395-2D02S25x71PNG3A
.x = ±0.25	Unit mm	Scale 1:1		SHEET 1/1 Ver. No. R3
.xx = ±0.15	Drawn By	XM 04/21'25		