REV.	SPECIFICATION	ECN NO.	APPD.

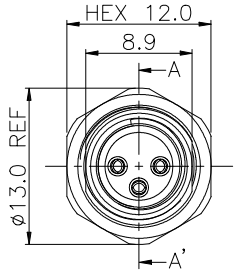

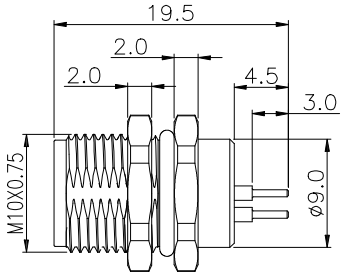

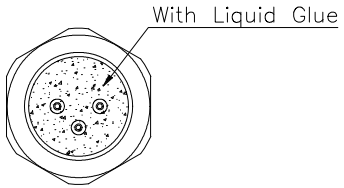

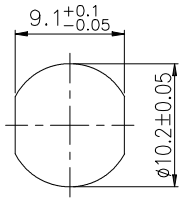

Recommended Panel CUT-Out
Thickness:Max 3.5MM

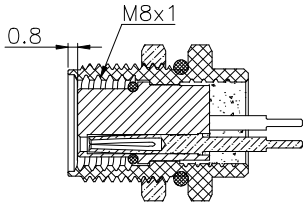

Section A-A'

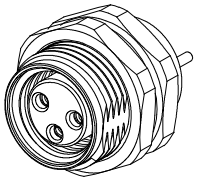

Material:
Housing: PA66, UL94V-0, Black.
Contacts: Phosphor Bronze, Gold Plated over Nickel 100u".
Shell: Brass, 60u" Nickel Plated.
Nut: Brass, M10 60u" Nickel Plated.
Seal Ring: Silicone, Red.

Electrical Characteristics:
Voltage Rating: 60V For 2~3Pin
30V For 4~8Pin
Current Rating: 3A For 2~5Pin
1A For 6~8Pin.
Dielectric Withstanding Voltage: 500V AC/Minute(2~5P).
250V AC/Minute(6~8P).
Insulation Resistance: 100MΩ min.
Contact Resistance: 5mΩ max.
Operating Temperature: -40°C~+100°C.
***RoHS Compliant**
***IP67**

8926- M8 xx F G 00 x S 03 A

- Series
- M8:M8
- Positions
- F:Female
- G:Gold Plated
- 00:Gold Flash
- A:A Code / B:B Code
- S:Solder Straight Type
- 03:Panel Lock Thread:M10
- A: Tray Package

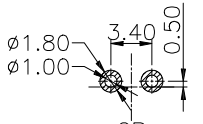

2P

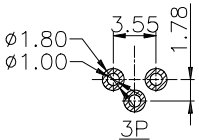

3P

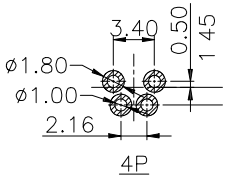

4P

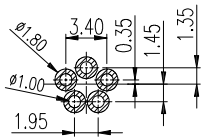

5P

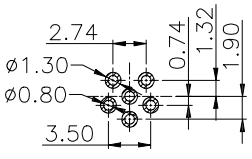

6P

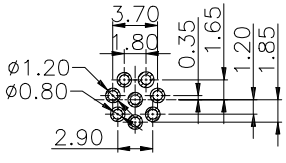

8P

Recommended P.C.B Layout

Pin Assignments Front View

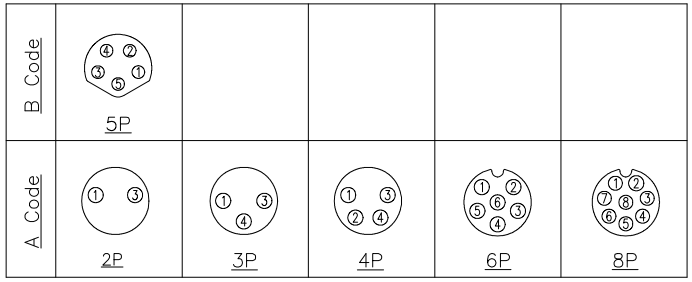

Tolerances	Dwg. No.	S2620250516-03	Title: 8926 Series M8 Waterproof Connector Female Solder Straight Type	OUPIIN ELECTRONIC(KUNSHAN) CO., LTD.
.x = ±0.3	Projection			P/N: 8926-M8xxFG00xS03A
.xx = ±0.2	Unit mm	Scale 1:N		SHEET 1/1 Ver.No. X1
	Drawn By	Martin 05/16'25	① 738	