REV.	SPECIFICATION	ECN NO.	APPD.

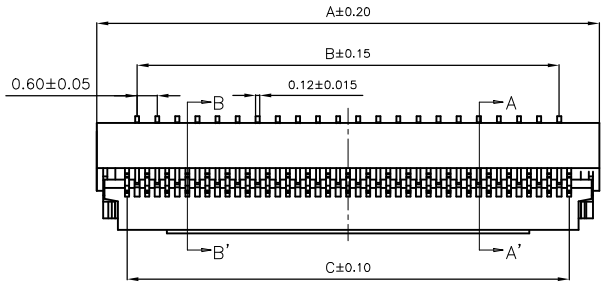

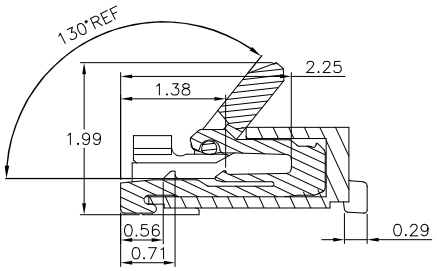

When Actuator Is Opened

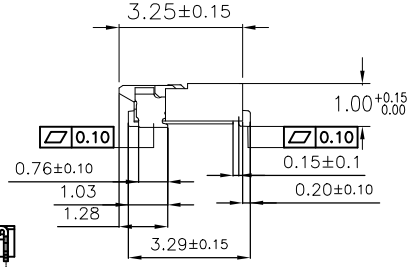

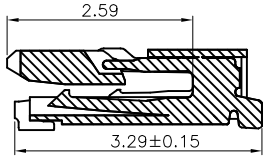

Section A–A'

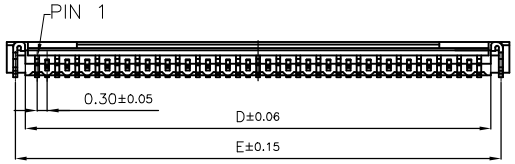

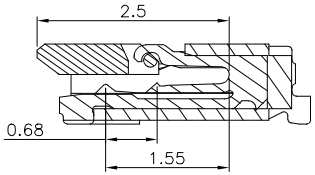

Section B–B'

Material:

Housing: LCP, UL94V-0, Black.
Actuator: LCP, UL94V-0, Black
Contacts: Phosphor Bronze, Gold Plated on Contact Area and Gold Flash on Solder tail over Nickel 30u".
Solder Tab: Phosphor Bronze, 80u" Matte Tin Plated over Nickel 30u".

Electrical Characteristics:

Current Rating: 0.2 AMP.
Dielectric Withstanding Voltage: AC 250V.
Insulator Resistance: 50MΩ min.
Contact Resistance: 40mΩ max.
Operating Temperature: -55°C~+85°C.
***RoHS Compliant**

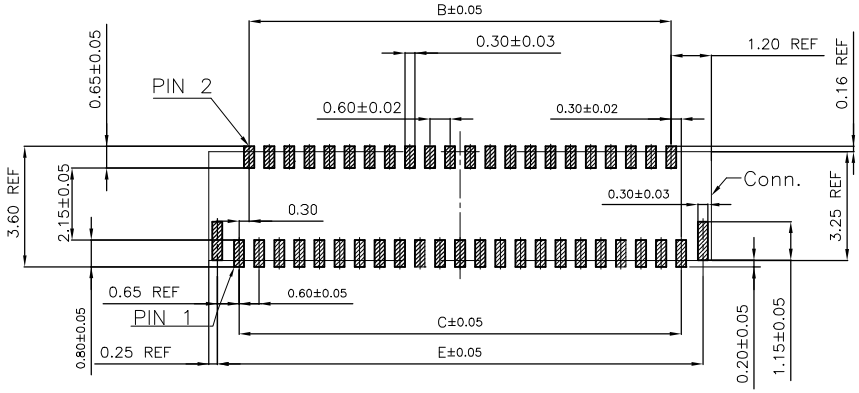

P.C.Board Layout

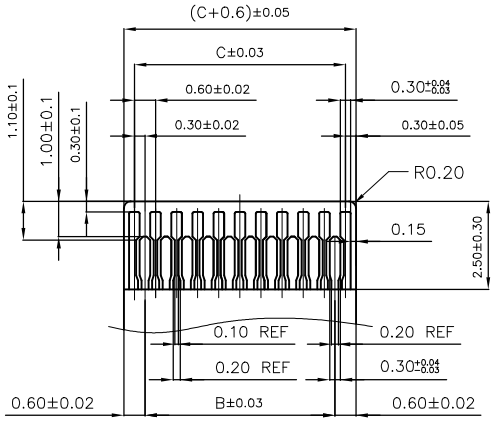

FPC Dimension

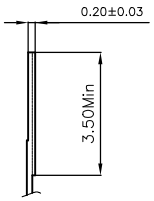

Positions	Dimension				
	A	B	C	D	E
13	5.40	3.00	3.60	4.25	4.90
15	6.00	3.60	4.20	4.85	5.50
17	6.60	4.20	4.80	5.45	6.10
19	7.20	4.80	5.40	6.05	6.70
21	7.80	5.40	6.00	6.65	7.30
23	8.40	6.00	6.60	7.25	7.90
25	9.00	6.60	7.20	7.85	8.50
27	9.60	7.20	7.80	8.45	9.10
29	10.20	7.80	8.40	9.05	9.70
31	10.80	8.40	9.00	9.65	10.30
33	11.40	9.00	9.60	10.25	10.90
35	12.00	9.60	10.20	10.85	11.50
39	13.20	10.80	11.40	12.05	12.70
41	13.80	11.40	12.00	12.65	13.30
45	15.00	12.60	13.20	13.85	14.50
49	16.20	13.80	14.40	15.05	15.70
51	16.80	14.40	15.00	15.65	16.30

2566-G xx G 00 D T

- Series
- No. of Pin Positions
- G: Gold Plated
- 00: Gold Flash
- D: SMD Type
- T: Tape&Reel Package

Tolerances	Dwg. No.	2566D00003	Title: 2566-G Series FPC Connector 0.3mm Zif Flip Lock Type	OUPIIN ELECTRONIC(KUNSHAN) CO., LTD.
.X = ±0.30	Projection			P/N: 2566-GxxG00DT
.XX = ±0.20	Unit mm	Scale 1.1		
.XXX = ±0.10	Drawn By	Martin 09/22'25	ⓘ 676	SHEET 1/1 Ver.No. A3