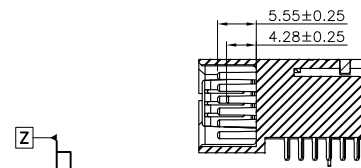
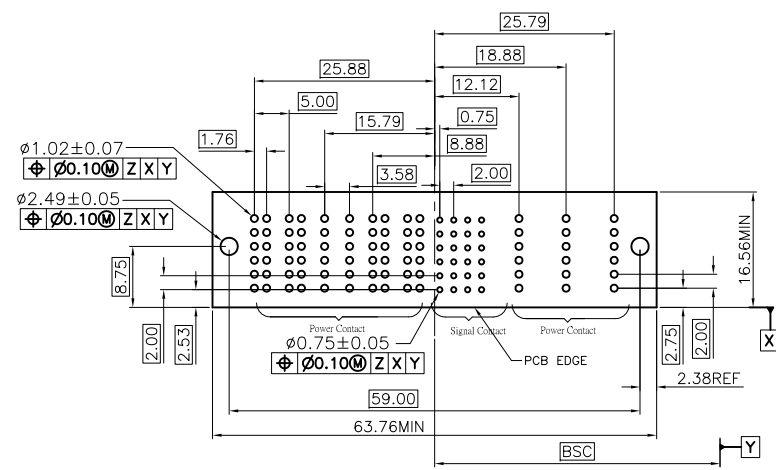
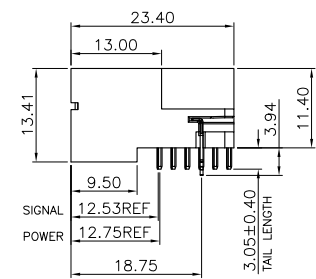
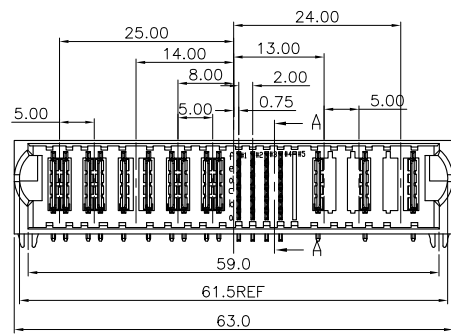
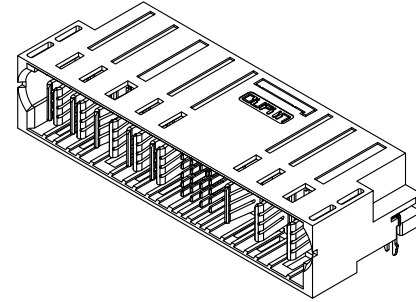
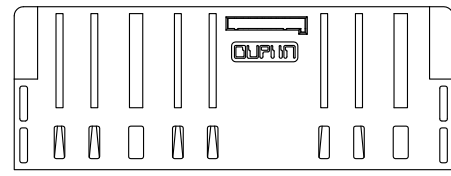
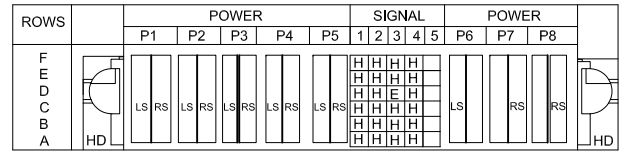
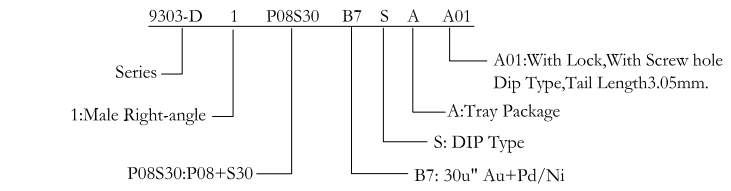


REV.	SPECIFICATION	ECN NO.	APPD.
R1		ECN260345	



Section:A-A
Scale:1:1



SIGNAL PIN CONTACT LENGTH 5.55mm	H
SIGNAL PIN CONTACT LENGTH 4.28mm	E
LEFT POWER CONTACT.STD	LS
RIGHT POWER CONTACT.STD	RS

P.C. Board Layout
(Tolerance:±0.05)

Material and Plating:

Housing: LCP, UL94V-0 , BLACK.
 Power Contacts: High Conductivity Copper, 30u"Au+Pd/Ni on Contact Area and 80u" Min Tin Plated on Solder Tail over Nickel 50u" Min .
 Signal Contacts: Brass, 30u"Au+Pd/Ni on Contact Area and 80u" Min Tin Plated on Solder Tail over Nickel 50u" Min .
 Lock: Phosphor Bronze.

Electrical Characteristics:

Current Rating: Signal Pin 3.0 A.
 Power Pin: 100A(P1,P2,P4,P5)(2oz x 10).
 65A(P3,P6~P8)(2oz x 10).

Dielectric Withstanding Voltage:

Signal Pin DC 1000V For 1 minute.
 Power Pin DC 2500V For 1 minute.

Insulator Resistance: Signal Pin 500MΩ min.
 Power Pin 1000MΩ min.

Contact Resistance: Signal Pin 20mΩ max.
 High Power Pin 0.3mΩ max.
 Low Power Pin 0.6mΩ max.

Operating Temperature: -40°C ~+125°C .

***RoHS & HF Compliant**

Notes 1 :

- 1.P6 is Left Power Pin, P7~P8 are Right Power Pin
- 2.D3 Contact Length is 4.28mm,Other Pin Contact Length is 5.55mm.
- 3.Signal Pin:A5~F5 Without Contact .

Tolerances	Dwg. No.	9303-DP05S30P03-003	Title:	
x = ±1	Projection		9303-D Series	
.x = ±0.5	Unit	mm	PwrSword® ULTRA HD+ Male	
.xx = ±0.25	Drawn By	XS 03/21'26	Right-angle DipType	

9303-D Series
 PwrSword® ULTRA HD+ Male
 Right-angle DipType

OUPIN
OUPIN ELECTRONIC(KUNSHAN) CO., LTD.
 P/N: 9303-D1P08S30B7SA01

SHEET	1/1	Ver. No.	R1
-------	-----	----------	----