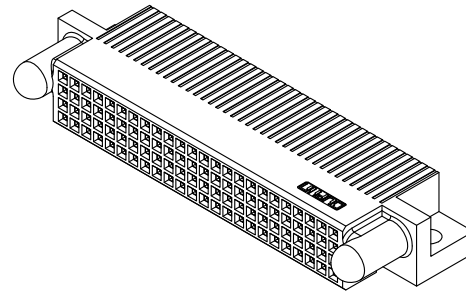
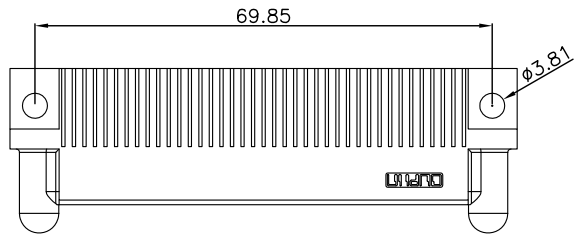


REV.	SPECIFICATION	ECN NO.	APPD.
X3			



**Material and Plating:**

Housing: LCP, UL94V-0, BLACK. .  
 Signal Contacts: Phosphor Bronze.  
 30u"Au+Pd/Ni on Contact Area and 80u" Min Tin Plated on Solder Tail over Nickel 50u" Min .

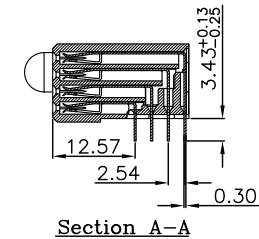
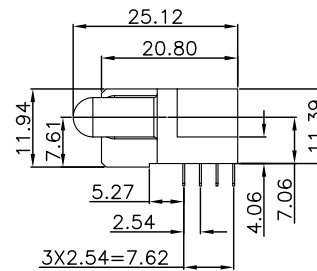
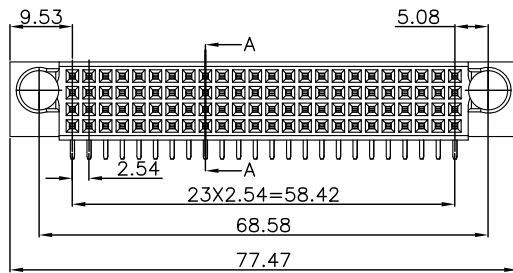
**Electrical Characteristics:**

Current Rating: Signal Pin 2.5 AMP.  
 Dielectric Withstanding Voltage: Signal Pin DC 1000V For 1minute  
 Insulation Resistance: Signal Pin 5000MΩ min. at DC 500V.  
 Contact Resistance: Signal Pin 15mΩ max. at DC 20mA.  
 Operating Temperature: -40°C~+105°C.

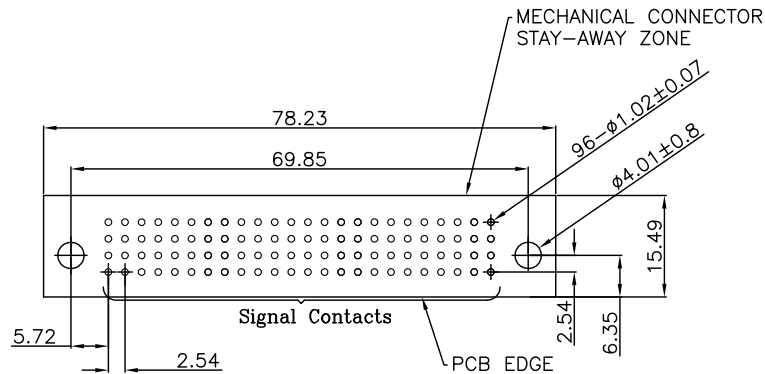
**\*RoHS Compliant**

NOTE:

S: Signal---PCB Mount 2.54mm Pitch



Section A-A

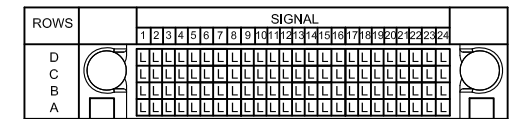


P.C.Board Layout  
(Tolerance:±0.05)

PROPOSAL ONLY

9391-A 4 S96 CB 30 D A

Series ——— A: Tray Package  
 4:Female ——— D: Dip Type  
 Right-Angle ——— 30:30μ"  
 Signal Contact: S xx ——— CB: Dip Tin Plated  
 No. of ——— Contact Au+Pd/Ni Plated  
 Position



SIGNAL CONTACT 3.43 SOLDER TAIL, Pd/Ni L

Tolerances	Dwg No.	9391-D0000-201		Title:
.x = ±0.50	Projection	⊕ ⊖		9391-A Series Female Right-Angle Dip Type
.xx = ±0.25	Unit mm	Scale	1:1	
.xxx = ±0.15	Drawn By	LQ 12/13'17		

<b>OUPIN</b>			
OUPIN ELECTRONIC(KUNSHAN) CO., LTD.			
P/N: 9391-A4S96CB30DA			
SHEET	1/1	Ver.No.	X3