

歐品電子(昆山)有限公司

OUPIIN ELECTRONIC(KUNSHAN) CO.,LTD.

PACKAGING SPECIFICATION (包裝作業規範)

SPEC.NO.(規範編號) Q9395SPP-1476

■ CONFIDENTIAL □ TOP SECRET

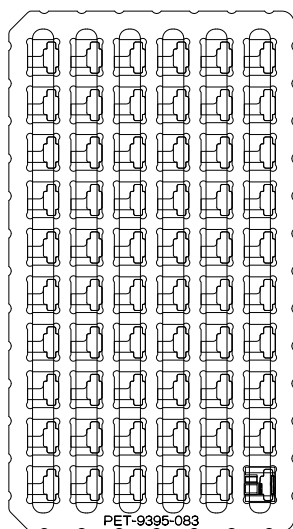
PAGE 2/4 REV. A

PACKING OPERATION DIAGRAM & INSTRUCTION (包裝作業圖示及說明)


REMARK (備注)

Laying Product Diagram:

(產品擺放圖示)



(Drawing 1-1)
(圖1-1)



(Drawing 2)
(圖2)

一.PET Plate Packing Mode:

(PET盤包裝方式)

(1).CT-0.9 Box: PET-9395-083 xx PCS.

(CT-0.9規格的紙箱放PET-9395-083盤 xx PCS)

(2).Put product in each trough fully as shown in diagram. such as Fig1-1.

(產品在盤子中擺放方式如圖1-1所示)

(3).After filling each trough with product fully,cover it with transparent upper cover PET-9395-084 1PCS. the cover should be booked with the plate together, so as not to cause the products to fall scattered.

(每盤放滿產品後,加蓋透明上蓋 PET-9395-084 1PCS, 蓋子要與底盤訂在一起, 以免造成產品散落。)

(4)The label of minimum supplies label (the design of the supplies label is such as Fig. 2) on each cover.

在每個蓋子的上面貼批次標籤(樣式如圖2)。

(5).Stack the xx PET plates filled with product, put them in the paper box in which has been put waterproof bag.

(將放滿產品的xx個PET盤疊起,裝入防水袋放入紙箱內)

歐品電子(昆山)有限公司

OUPIIN ELECTRONIC(KUNSHAN) CO.,LTD.

PACKAGING SPECIFICATION (包裝作業規範)

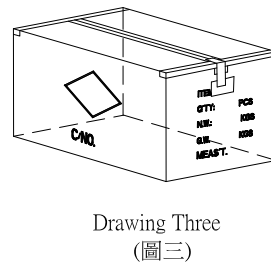
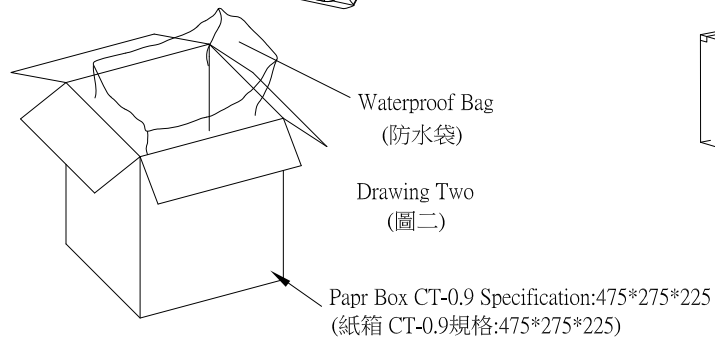
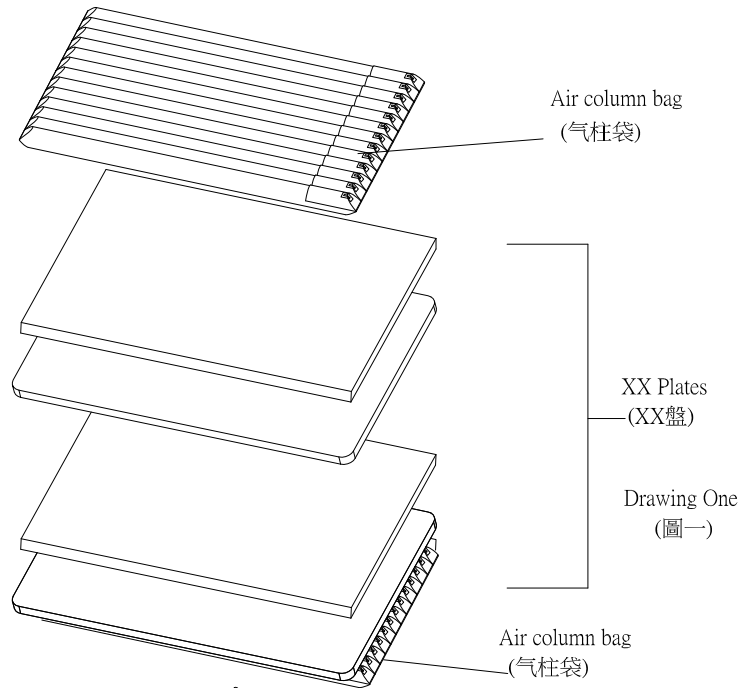
CONFIDENTIAL TOP SECRET

SPEC.NO.(規範編號) Q9395SPP-1476

PAGE 3/4 REV. A

PACKING OPERATION DIAGRAM & INSTRUCTION (包裝作業圖示及說明)

REMARK (備注)



一. Outer Box Packing Mode:

(外箱包裝方式)

- (1). Paper box 0.9 standard 1 PCS, as shown in drawing Two.
(紙箱 0.9 規格 1 PCS, 如(圖二)所示)
- (2). Put one Air column bag in the upper and lower of the paper box, 2PCS in all, as shown in drawing One.
(每箱上下各放一塊气柱袋共2PCS, 如(圖一)所示)
- (3). Put 1 PCS waterproof in the paper box, as shown in drawing Two.
(紙箱內側放入防水袋 1 PCS, 如(圖二)所示)
- (4). Piled the XX packing plates packed up in the waterproof.
(將放滿產品的XX個PET盤疊起, 裝入防水袋內)
- (5). Seal the waterproof bag, then put the Air column bag 1PCS on the bag, if box can not be filled, filled with ploy.
(Put 1 PCS Air column bag at the right and left side in the paper box if it is necessary.)
封上防水袋後, 放上第二塊气柱袋, 未填滿處用气柱袋填滿。
(必要時, 在紙箱的左右兩側各放一塊气柱袋)
- (6). Seal the surface of the outer box, as shown in drawing Three.
(將外箱上層封口, 如(圖三)所示)
- (7). The form on the right and flank side of the box must be filled correctly and clearly, take actual testing weight as the standard of each box gross weight.
外箱之正麥和側麥所要填寫之項目要填寫正確, 清晰, 每箱之毛重應以實測重量為準.

歐品電子(昆山)有限公司

OUPIIN ELECTRONIC(KUNSHAN) CO.,LTD.

PACKAGING SPECIFICATION (包裝作業規範)

CONFIDENTIAL TOP SECRET

SPEC.NO.(規範編號) Q9395SPP-1476

PAGE: 4/4 REV. A

PACKING MATERIAL (包裝材料)			PRODUCT P/N	CT NO.	PACKING N.W.	PACKING QUANTITY (包裝數量)			WEIGHT (重量) kg		
MATERIAL NAME (材料名稱)	PART NO. (料號)	Q'TY	(產品料號)	(紙箱規格)	(包材重量)	PCS/TRAY	TRAY/BOX	PCS/BOX	N.W./PCS	N.W./BOX	G.W./BOX
PAPER BOXES (紙箱)	CT-0.9	1	9395-4P01S10B7PAA01	CT-0.9	3.89	60	11	660	0.00845	5.58	9.47
Packing Box (包裝盒)	PET-9395-083	----									
Packing Box Cover (包裝盒蓋子)	PET-9395-084	----									
WATERPROOF BAG (防水袋)	PE 100*70	1									
Air column bag (气柱袋)	-----	2									
DRYING AGENT (干燥劑)	-----	3									

1.NOTE:
(注意)

When the finished products have been made,take the actual weight as the standard of gross weight in each box.(成品出貨時,每箱之毛重應以實測重量為準)
When the finished products have been made,stick the proper designation list on the box according to product demand.(成品出貨時,依據出貨要求貼上相對應的標籤單)
It doesn't influence the manner of packing with the gold-plated way to print word way,Can amalgamate.(印字方式跟鍍金方式不影響包裝方式,可以共用)