REV.	SPECIFICATION	ECN NO.	APPD.

Material:
Housing: PBT, UL94V-0.
Contacts: Brass, Gold Plated on Contact Area and Gold Flash or 100u" Tin Plated on Solder Tail over Nickel 50u".
Shell: Steel, 60u" Nickel Plated over 50u" Copper.
Clinch Nut: Brass, Nickel Plated.

Electrical Characteristics:
Voltage Rating: AC 250V.
Current Rating: 3 AMP.
Dielectric Withstanding Voltage: AC 1000V.
Insulator Resistance: 1000MΩ min.
Contact Resistance: 20mΩ max.
Operating Temperature: -55°C~+105°C.
***RoHS Compliant**

Male

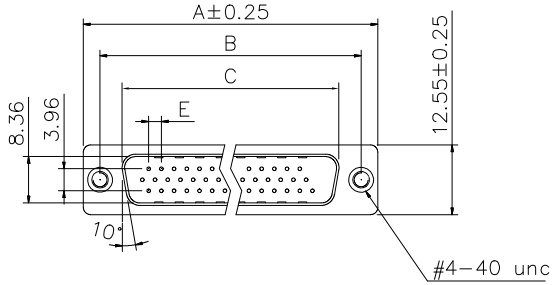

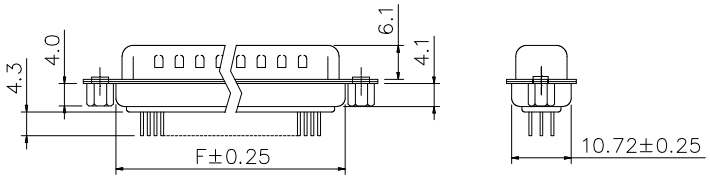

Female

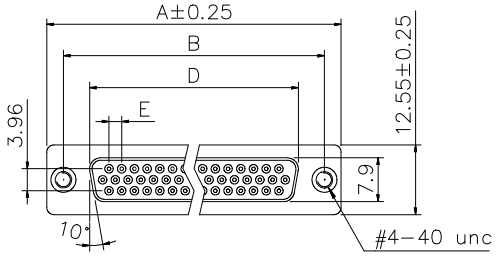

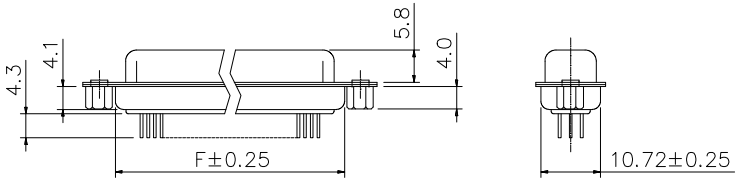

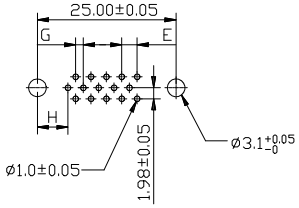

15 POSITION Male

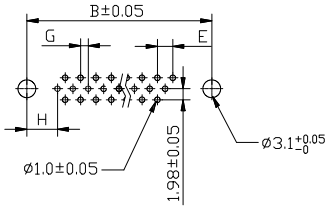

26,44,62 POSITION Male

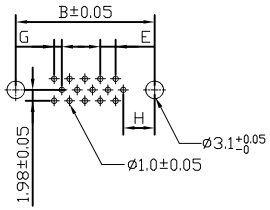

15 POSITION Female

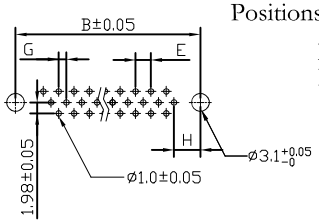

26,44,62 POSITION Female

7915-A xx x T x x 00 N2 A

- Series: 7915-A
- Positions: xx
- M:Male / F:Female: x
- B:Black / U:Blue / W:White: T
- C:Selective Gold Plated / G: Gold Plated: x
- 00:Gold Flash: 00
- N2:With 4-40UNC Threaded Threaded Riveted On Rear Side: N2
- A: Tray Package: A

Positions	A	B	C	D	E	F	G	H
15	30.81	24.99	16.92	16.33	2.29	19.20	1.145	7.04
26	39.20	33.30	25.25	24.70	2.29	27.70	1.145	6.88
44	53.05	47.04	38.96	38.40	2.29	41.10	1.145	6.88
62	69.40	63.50	55.42	54.80	2.41	57.30	1.205	7.00

RECOMMENDED PCB LAYOUT

Tolerances	Dwg. No.	S1820260323-01	Title: 7915-A Series H.D D-SUB Straight Type
x. = ±0.38 .x = ±0.25 .xx = ±0.13	Projection		
	Unit mm	Scale 1:N	
	Drawn By	Martin 09/23'26	① 747

OUPIIN ELECTRONIC(KUNSHAN) CO., LTD.
P/N: 7915-AxxxTxxxxN2A
SHEET 1/2 Ver.No. X2

REV.	SPECIFICATION	ECN NO.	APPD.

Male

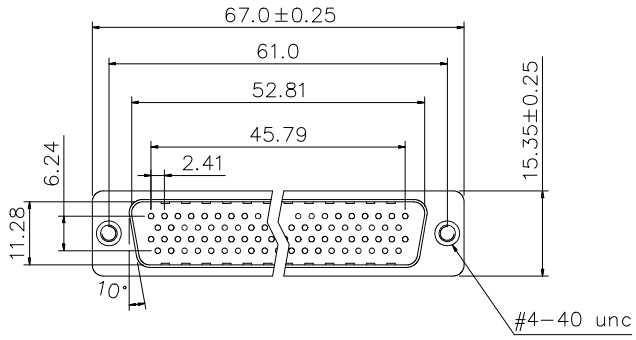

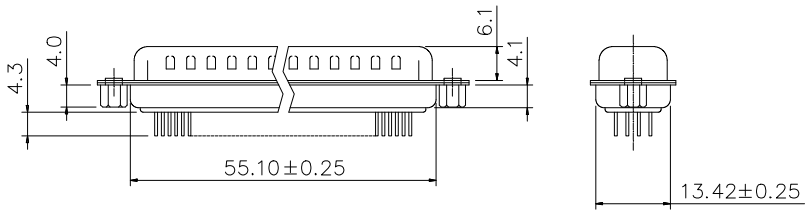

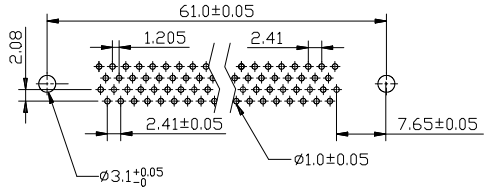

78 POSITION Male

Female

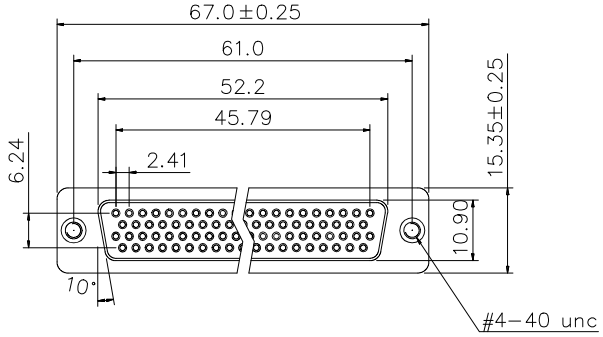

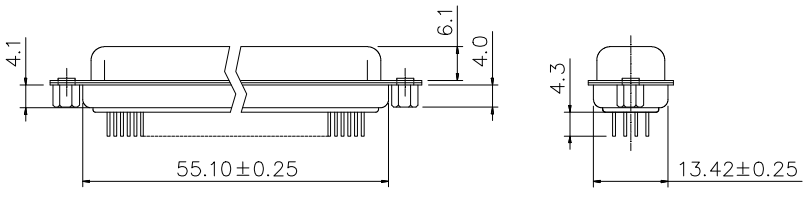

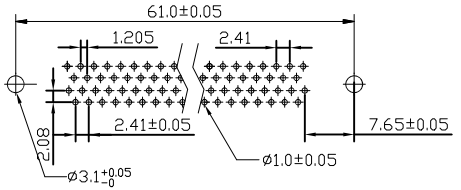

78 POSITION Female

RECOMMENDED PCB LAYOUT

Tolerances	Dwg. No.	S1820260323-01	Title: 7915-A Series H.D D-SUB Straight Type	OUPIIN ELECTRONIC(KUNSHAN) CO., LTD.
x. = ±0.38 .x = ±0.25 .xx = ±0.13	Projection			P/N: 7915-AxxxTxxxxN2A
	Unit mm	Scale 1:N		SHEET 2/2 Ver.No. X2
	Drawn By	Martin 09/23'26	① 747	